



The Natural Gas Trading Hub of HEnEx

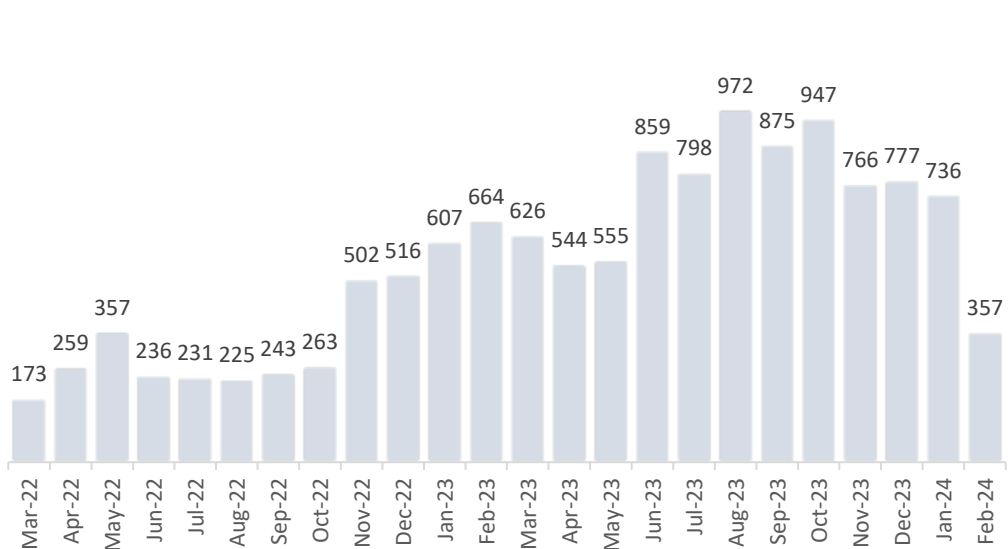
Friday, 29th of March 2024

Manolis Kalaitzakis
Strategy & Business Development Director
Hellenic Energy Exchange S.A.

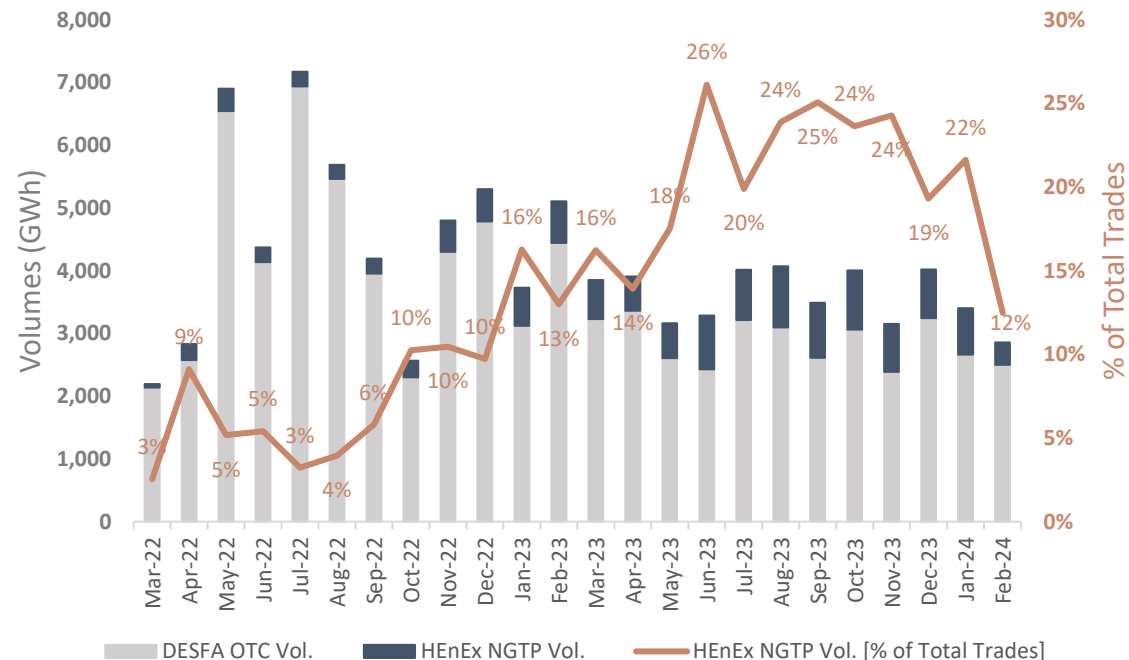
Natural Gas Trading Hub | Traded volumes



One-Sided Traded Volumes in GWh

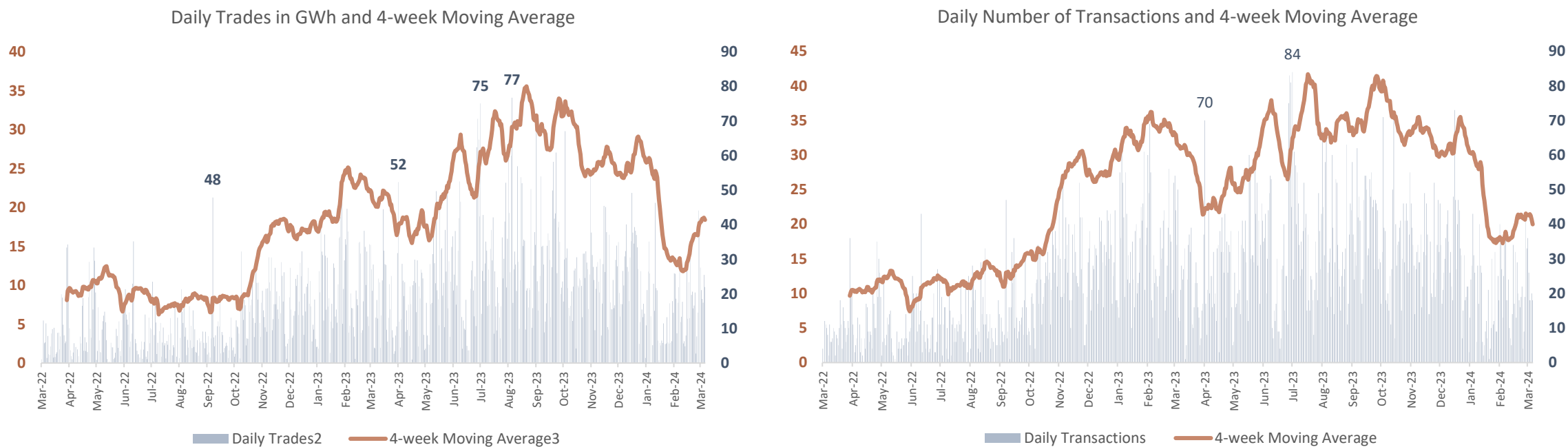


Note: March volumes have been adjusted to 31 days



- › **9 TWh** were traded in 2023 vs **3 TWh** in 2022
- › **20%** of the total traded volume was traded through NGTP during 2023
- › **13 TWh** have been traded (one-sided) since March 2022

Natural Gas Trading Hub | Transactions and VTP volumes



- › The **maximum volume of daily trades** was observed in August 2023, and it was **77 GWh**
- › The **maximum number of transactions on a single day** was observed in July 2023 and was **84**
- › **17,397** transactions successfully completed since March 2022

Natural Gas Trading Hub | Market participants



25 + the Greek TSO

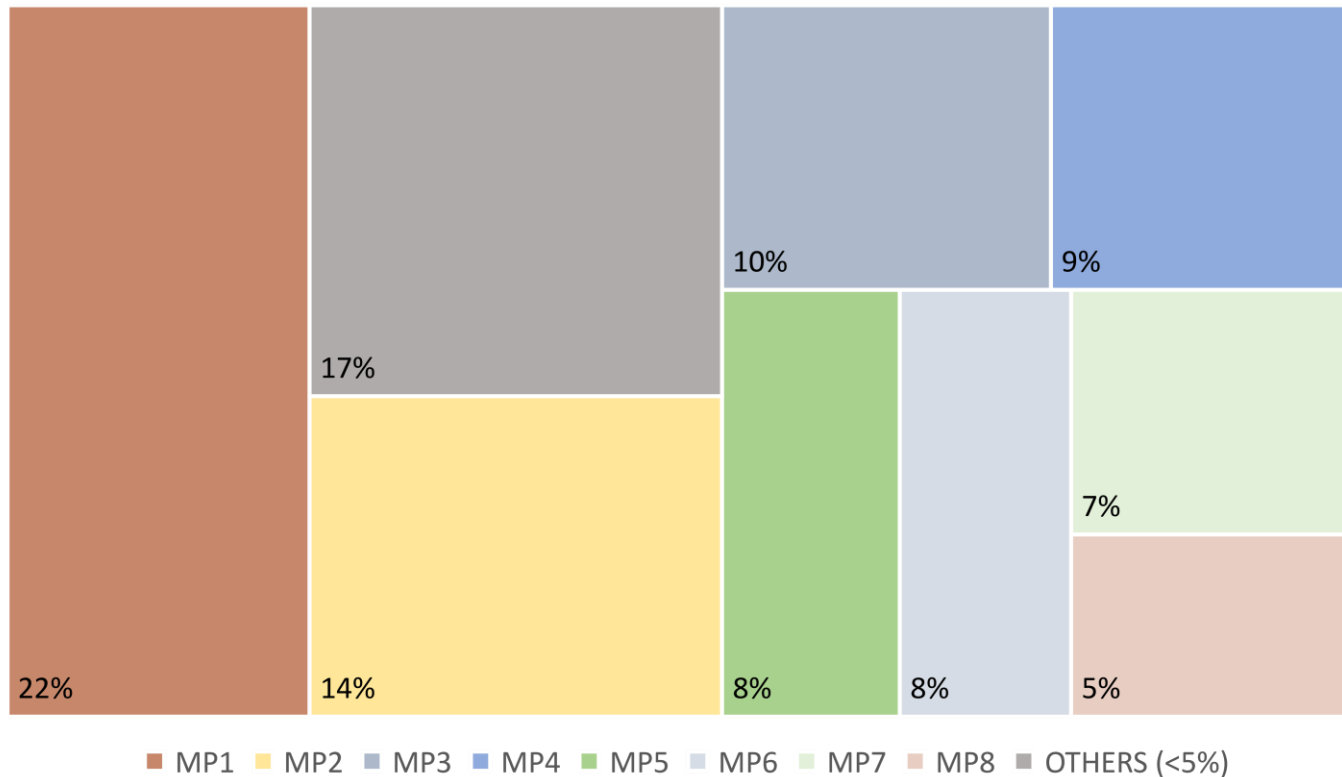
- | | |
|--|-----------------------------------|
| 1 ΔESFA | 14 DXT INTERNATIONAL S.A. (LU) |
| 2 ATTIKI GSC (FYSIKO AERIO ATTIKIS) | 15 PROMITHEAS GAS S.A. |
| 3 DEPA COMMERCIAL S.A. | 16 EDISON S.p.A. (IT) |
| 4 ELPEDISON S.A. | 17 OMV PETROM SA (RO) |
| 5 HERON S.A. | 18 GEN-I Athens SMLLC |
| 6 MET ENERGY TRADING BULGARIA EAD (BG) | 19 BULGARGAZ EAD (BG) |
| 7 MYTILINAIOS S.A. | 20 ELVALHALCOR S.A. |
| 8 PPC S.A. | 21 GLOBAL COMMERCE-1 LTD (BG) |
| 9 VOLTERRA S.A. | 22 SOCAR Trading Gas & Power (LU) |
| 10 ZENITH GAS & LIGHT | 23 TIBIEL Ltd. (BG) |
| 11 AXPO BULGARIA EAD (BG) | 24 CEZ A.S. (CZ) |
| 12 MOTOR OIL S.A. | 25 VOLTON S.A. |
| 13 ENERGIKO EOOD (BG) | 26 RWE Supply & Trading GmbH (DE) |

- › Since March 2022, we have experienced an increase in the number of market participants
 - › 14 members at launch
 - 2 foreign – **14%**
 - › 26 members currently
 - 12 foreign – **46%**

Natural Gas Trading Hub | Market composition 2024 YTD



Market Composition in 2024

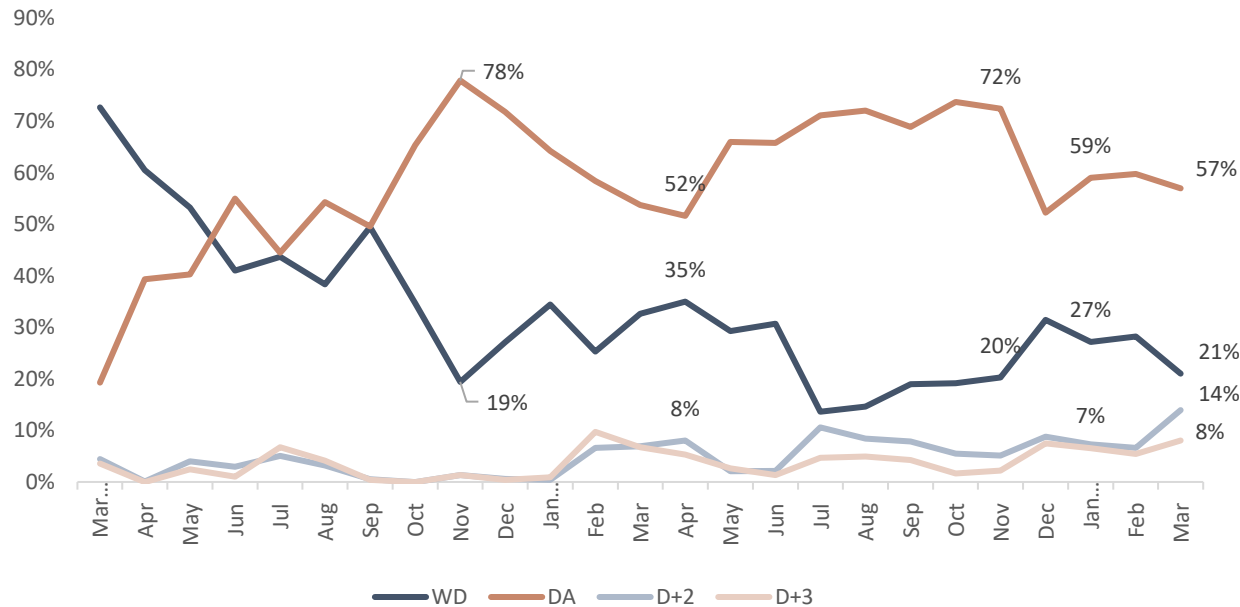


- › Trading activity is distributed across a number of participants
- › **8 participants** possessed a market share that was higher than **5%** in 2024
- › **11 participants** accounted for **17%** of traded volumes in 2024

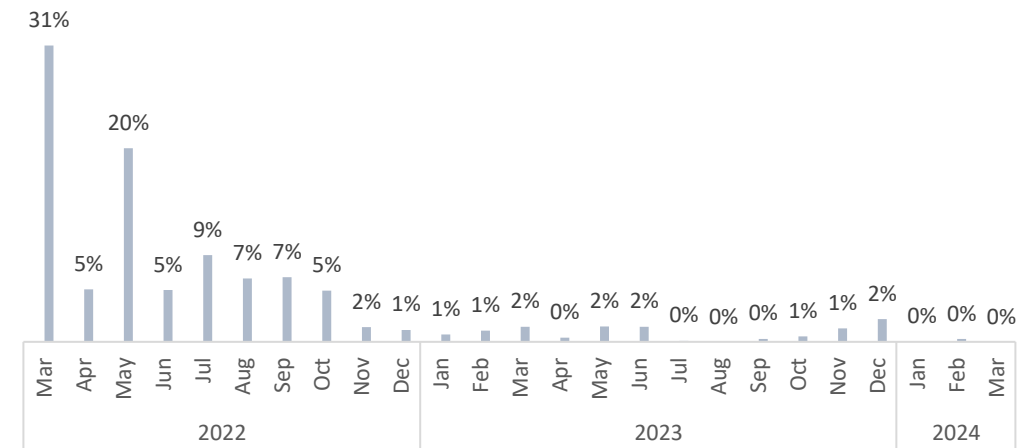
Natural Gas Trading Hub | Trades per product series and trading methods



Product Series Percentage of Trades

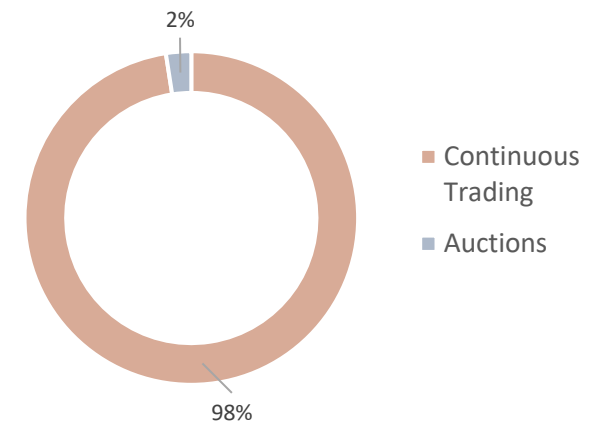


Auction volumes as a percentage of total trades

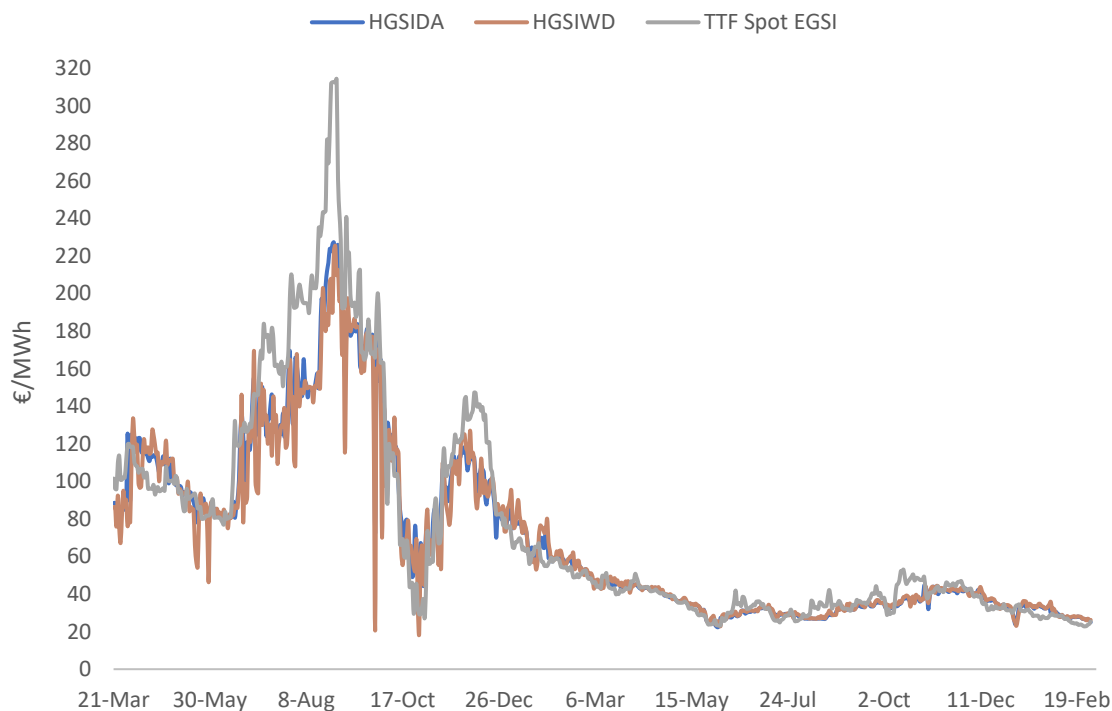


WD	27.6%
DA	62.8%
D+2	5.6%
D+3	4.0%

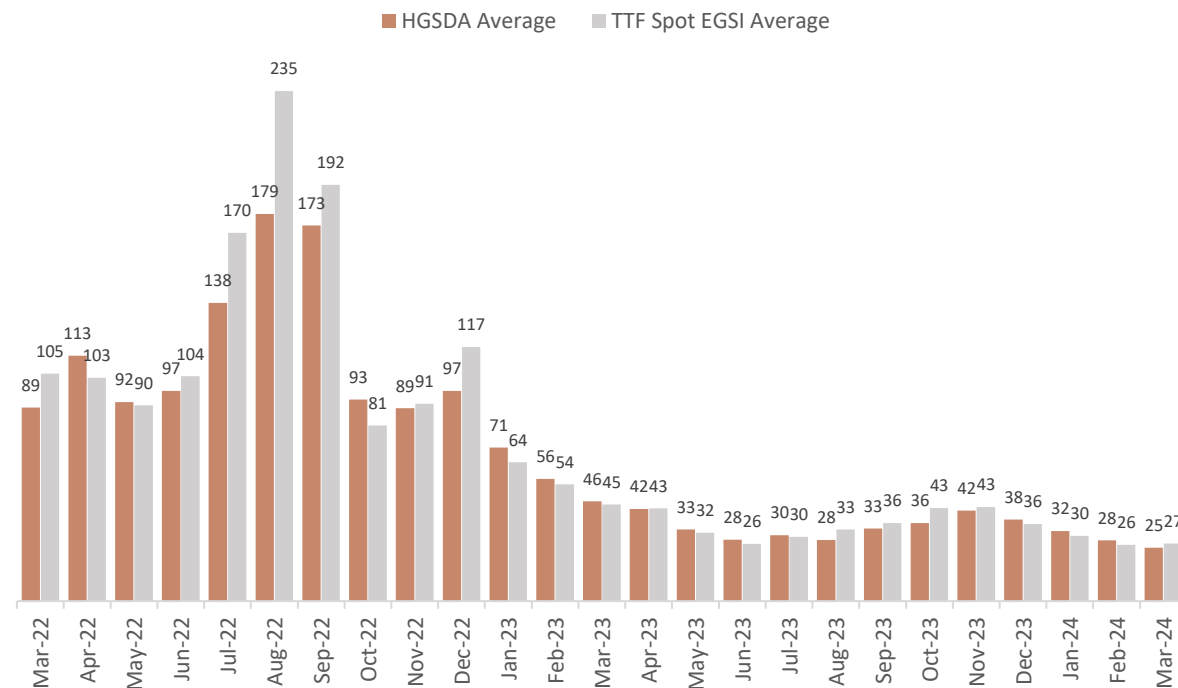
- › **Within-day** and **day-ahead** series account for **90.3%** of the trades
- › The **day-ahead** product series has established itself as the most liquid instrument
- › **D+2** and **D+3** series traded volumes are picking up



Natural Gas Trading Hub | Natural gas indices



*Data for TTF Spot EGSI: <https://www.eex.com/en/market-data/natural-gas/indices>



- › Two Natural Gas Trading Hub indices are available: the HEnEx Gas Spot Index **WD & DA (HGSIRD & HGSIDA)**
- › The **correlation** between HGSIDA and TTF EGSI is very strong (**97%**)
- › For more information about the two indices published by HEnEx, please visit our [website](#)



Thank you for your attention

Manolis Kalaitzakis

Director, Strategy & Business Development | HEnEx

Strategy&BusinessDevelopment@enexgroup.gr